



Features

Type GK is a heavy duty mounting with excellent flexible characteristics in both vertical and lateral planes. Deflection up to 30 mm is possible making type GK suitable for installations with low disturbing frequencies.

Installation is simple, eliminating traditional methods of attachment to machinery or support structure.

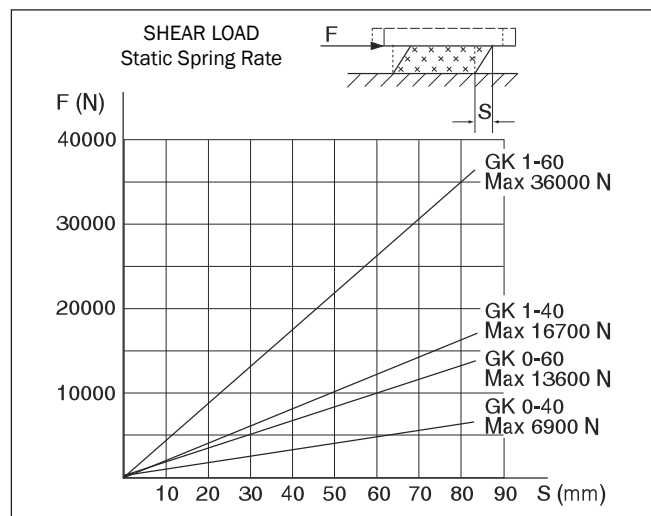
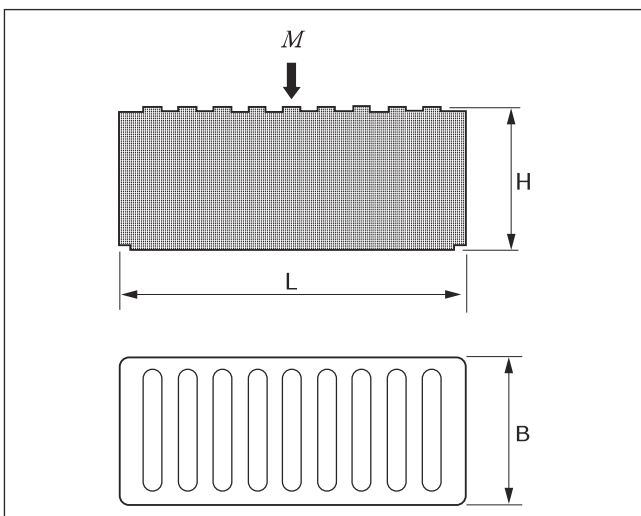
Novibra® type GK™

Mounting type GK is specifically designed for isolation of heavy machinery with low interfering frequencies. It is widely used under concrete foundations supporting heavy machinery.

The long narrow section enables type GK to be suitable for fitting under a common structural frame supporting different equipments.

Typical fields of application are:

- ▼ Mixers
- ▼ Gearboxes
- ▼ Converters
- ▼ Industrial fans
- ▼ Paper mills
- ▼ Sound enclosures
- ▼ Floating structures



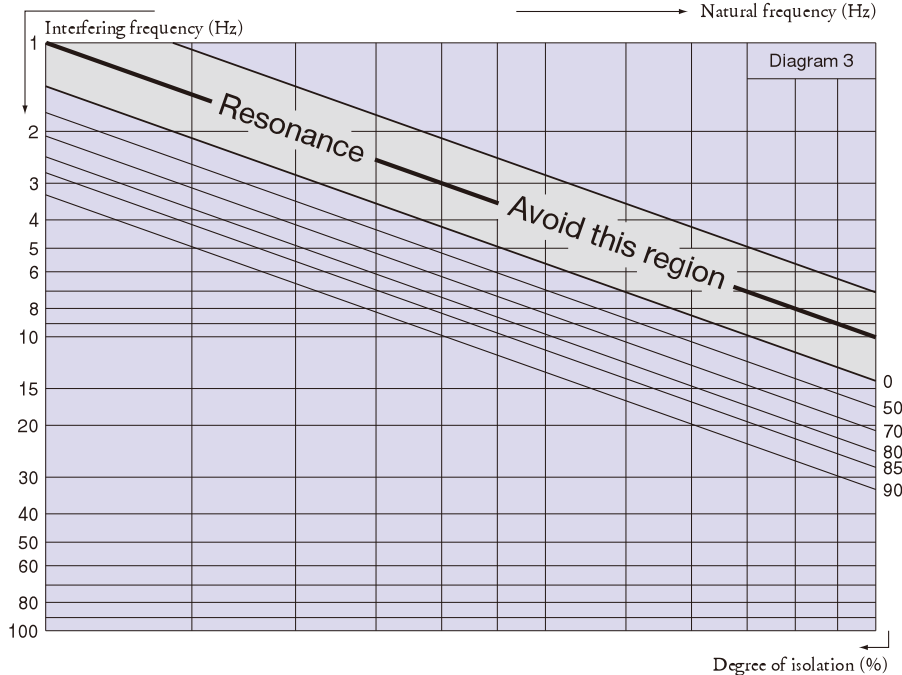
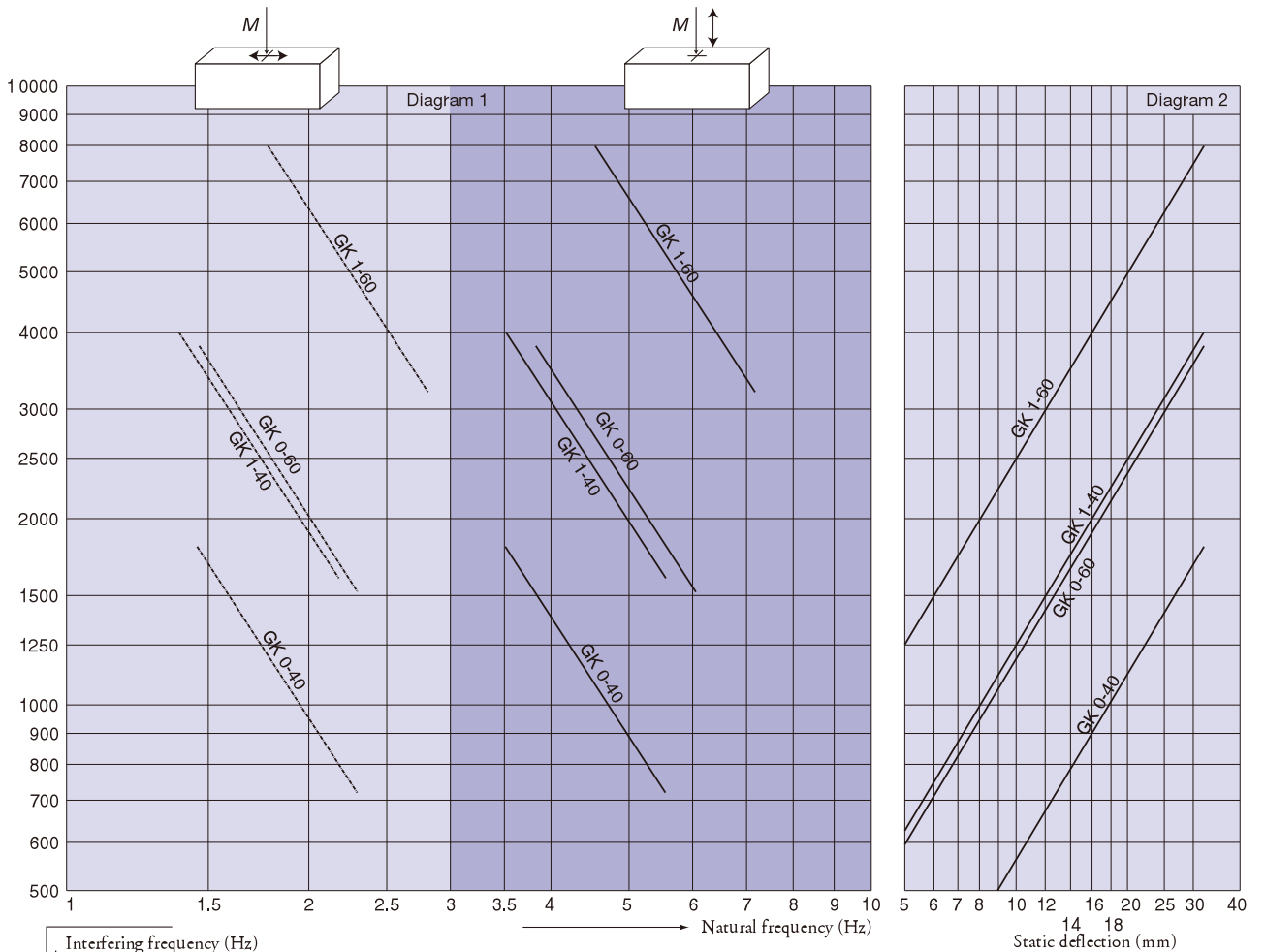
Type	Drawing no.	Part no.	Dimensions in mm			M-Max (Kg)	Weight (Kg)
			L	B	H		
GK0-40	15-4041	10-00085	195	175	150	5,2	1800
GK0-60	15-4041	10-00101	195	175	150	5,7	3800
GK1-40	15-4042	10-00008	400	175	150	10,7	4000
GK1-60	15-4042	10-00009	400	175	150	11,8	8000

Note: The natural frequencies and degrees of isolation are based on dynamic characteristics of the mountings.

Load per mounting (kg)

Horizontal vibration Vertical load

Vertical vibration Vertical load



To select correct mounting, following data are needed:
 1) Load per mounting (kg)
 2) Interfering frequency (Hz)
 (Hz = rpm / 60)
 Select correct load line in diagram 1 and correct interference line in diagram 3.
 The load line intersects with required type of mounting.
 Connect this intersection point vertically down to the interference line in diagram 3.
 Here, on the sloping curve, the isolation degree is indicated.
 For static deflection, see diagram 2.

