

## Amorim T&D

## TD1120

Material Data Sheet

### MATERIAL DESCRIPTION & PROPERTIES

**TD1120** sealing material is compounded with a special Nitrile (NBR) rubber.

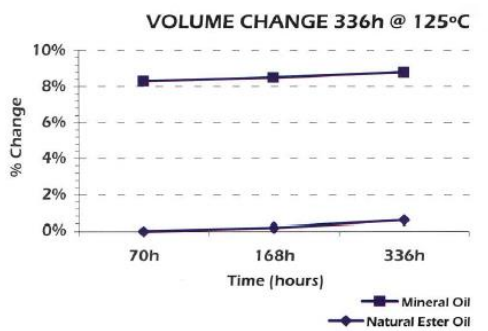
This product is suitable for most transformer oils and high distortion flanges at application temperatures.

- **Temperature range** ..... -40°C to 125°C  
 (-40° F to 257°F)
- **Stress range** ..... 2.5 to 15 MPa  
 (360 to 2175 psi)
- **Compressive Strength** ... exceeds 70 MPa  
 (10000 psi)

**TD1120** conforms to all present regulations for hazardous substances.

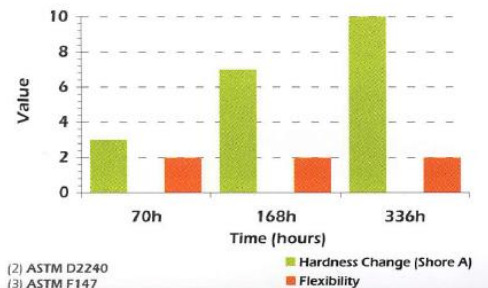
- Asbestos Free
- Heavy Metals (Pb, Cd, Hg and Cr(VI)) Free
- Polycyclic Aromatic Hydrocarbons (PAH) Free

#### OIL AGEING DATA<sup>(1)</sup>



<sup>(1)</sup> **PROPERTIES CHANGE 504h @ 125°C**  
 Hardness Change (Shore A)..... -2  
 Flexibility..... 3

#### HEAT AGEING DATA, AIR @ 125°C<sup>(2,3)</sup>



<sup>(2)</sup> ASTM D2240  
<sup>(3)</sup> ASTM F147

<b>Density (kg/m<sup>3</sup>)<sup>1</sup></b>	<b>850</b>
<b>Hardness (Shore A)<sup>2</sup></b>	<b>65</b>
<b>Tensile Strength (MPa)<sup>3</sup></b>	<b>2,0</b>
<b>Elongation (%)<sup>3</sup></b>	<b>90</b>

<sup>(1)</sup> ASTM D297  
<sup>(2)</sup> ASTM D2240  
<sup>(3)</sup> ASTM D412, Die C

**TD1120** is suited for Mineral and Silicone oil according to:  
 ASTM D3455 - Test Methods for Compatibility of Construction Materials with Electrical Insulating Oil of Petroleum origin.  
 ASTM D5282 - Test Methods for Compatibility of Construction Materials with Silicone Fluid used for Electrical Insulation.

Fluid Contact	
Mineral Oil	Suitable
Natural Ester Oil	Suitable
Silicone Oil	Suitable
SF <sub>6</sub> Gas	Acceptable

**RoHS Compliant**  
 AMORIM CORK COMPOSITES

## TD1120 Material Data Sheet

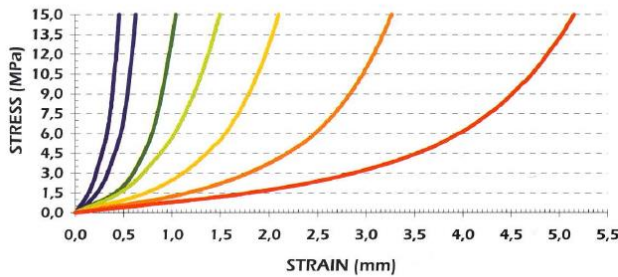
### Gasket Design Guidelines

A Gasket material suitability is defined by a variety of application factors shown in the adjacent diagram. The common perception that temperature and chemical resistance must be assured are only part of the equation. Amorim Cork Composites systems approach ensures joint integrity by considering the multiple variables that are involved.

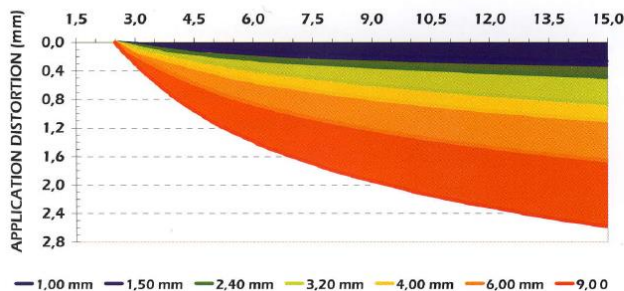
Sealing Stress and System Distortion are key characteristics that influence each other. Sealing Stress is defined by the total fastener loading for a given gasket contact area. System Distortion is a function of the hardware manufacturing process and assembly procedure or loading. The selection of the gasket thickness depends on these two factors.



— 1,00 mm — 1,50 mm — 2,40 mm — 3,20 mm — 4,00 mm — 6,00 mm — 9,00



APPLICATION STRESS (MPa)



— 1,00 mm — 1,50 mm — 2,40 mm — 3,20 mm — 4,00 mm — 6,00 mm — 9,00

### Sealing Stress

A Load Deflection (LD) curve is a Stress (MPa) vs. Strain (mm) curve. It is the load required to compress a material at a defined thickness a determined deflection.

It is very useful when making material selections to meet engineering requirements such as flange load or controlled compression applications.

If you require LD data at a different thickness, just ask us.

### System Distortion

Conformability is the ability of a gasket material to conform to flange surface roughness and out-of-flatness.

At a given sealing stress a corresponding maximum allowable flange distortion assures that a "positive seal" is guaranteed for a defined material thickness.

Intersecting the hardware distortion and the respective sealing stress, a suggested material thickness is selected. However it is always recommended to validate the material thickness in your system due to unexpected flange distortion behavior.